

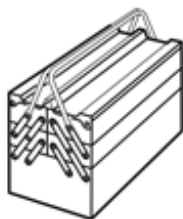
# Installation instructions, accessories

Volvo Car Corporation Gothenburg, Sweden

**Instruction No** 30796655  
**Version** 1.1  
**Part. No.** 30764295

## Mudflaps, rear

### Equipment



A0000162



IMG-239664

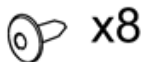
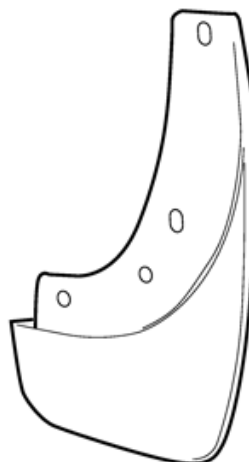
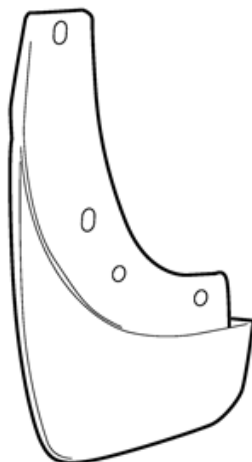
**Nm**  
**lbf.ft**



IMG-239940



IMG-239660



x8



x2

IMG-257743

# Installation instructions, accessories

Volvo Car Corporation Gothenburg, Sweden

Any comments on this publication?    Please contact your nearest retailer.    Thank You!

Publ.no:	Issue:	Kit no:
----------	--------	---------

Comments:.....  
.....  
.....  
.....

From:	
Address:	
Telephone:	
Telefax:	

IMG-213320

# Installation instructions, accessories

Volvo Car Corporation Gothenburg, Sweden

---

## INTRODUCTION

Read through all of the instructions before starting installation.

Notifications and warning texts are for your safety and to minimise the risk of something breaking during installation.

Ensure that all tools stated in the instructions are available before starting installation.

Certain steps in the instructions are only presented in the form of images. Explanatory text is also given for more complicated steps.

In the event of any problems with the instructions or the accessory, contact your local Volvo dealer.


---

### Note!

Points 1-6 are carried out on both sides.

---

1



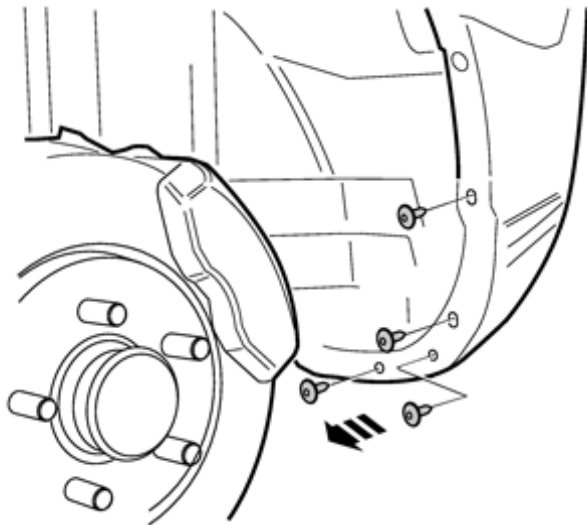
IMG-257763

Remove the rear wheel.

# Installation instructions, accessories

Volvo Car Corporation Gothenburg, Sweden

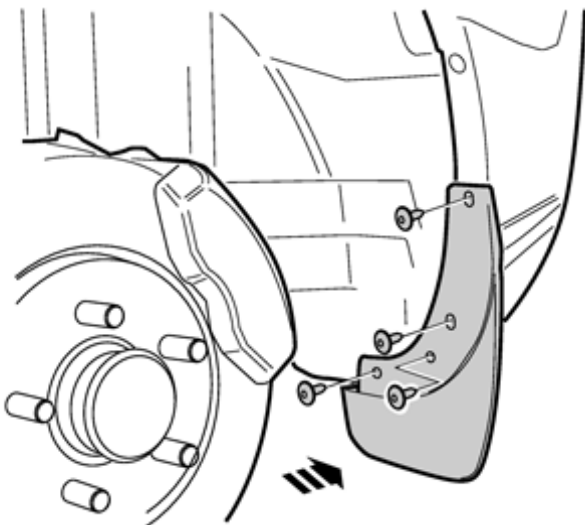
2



IMG-257764

Remove the four screws.

3



IMG-257765

**Install:**

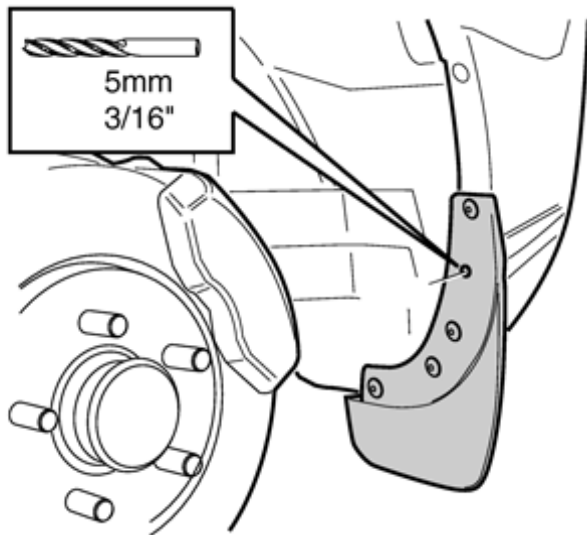
the mudflap

the four new screws from the kit, and tighten.

# Installation instructions, accessories

Volvo Car Corporation Gothenburg, Sweden

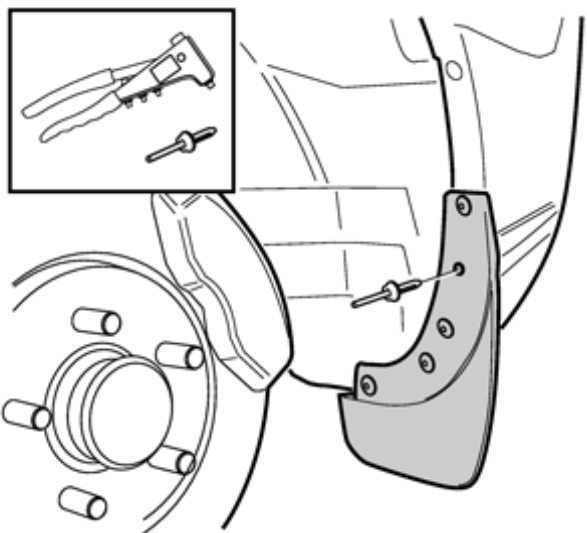
4



IMG-257766

Drill a Ø5 mm (3/16") hole for the pop rivet.

5



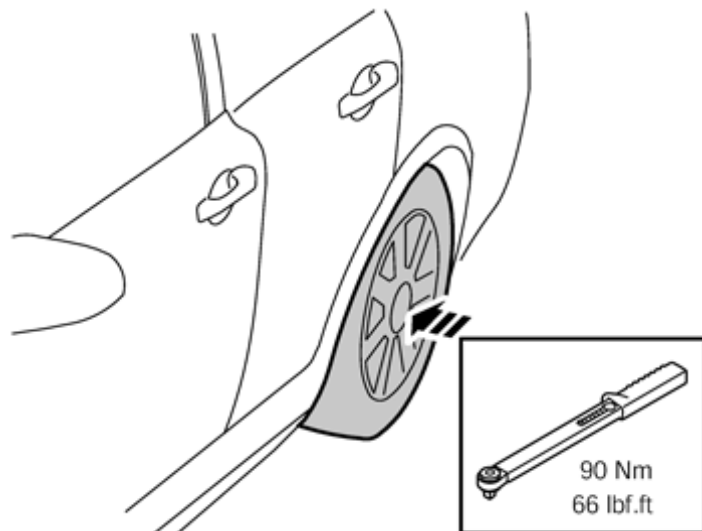
IMG-257767

Install the pop rivet.

# Installation instructions, accessories

Volvo Car Corporation Gothenburg, Sweden

6



IMG-257768

Reinstall the rear wheel, tightening torque 90 Nm (66 lbf.ft).