

Installation instructions, accessories

Volvo Car Corporation Gothenburg, Sweden

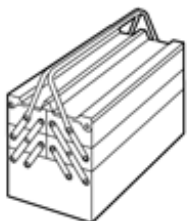
Instruction No 9487097
Version 1.0
Part. No. 9438248, 30659528, 39814110, 39814555

Alarm, movement sensor

Equipment

VIDA

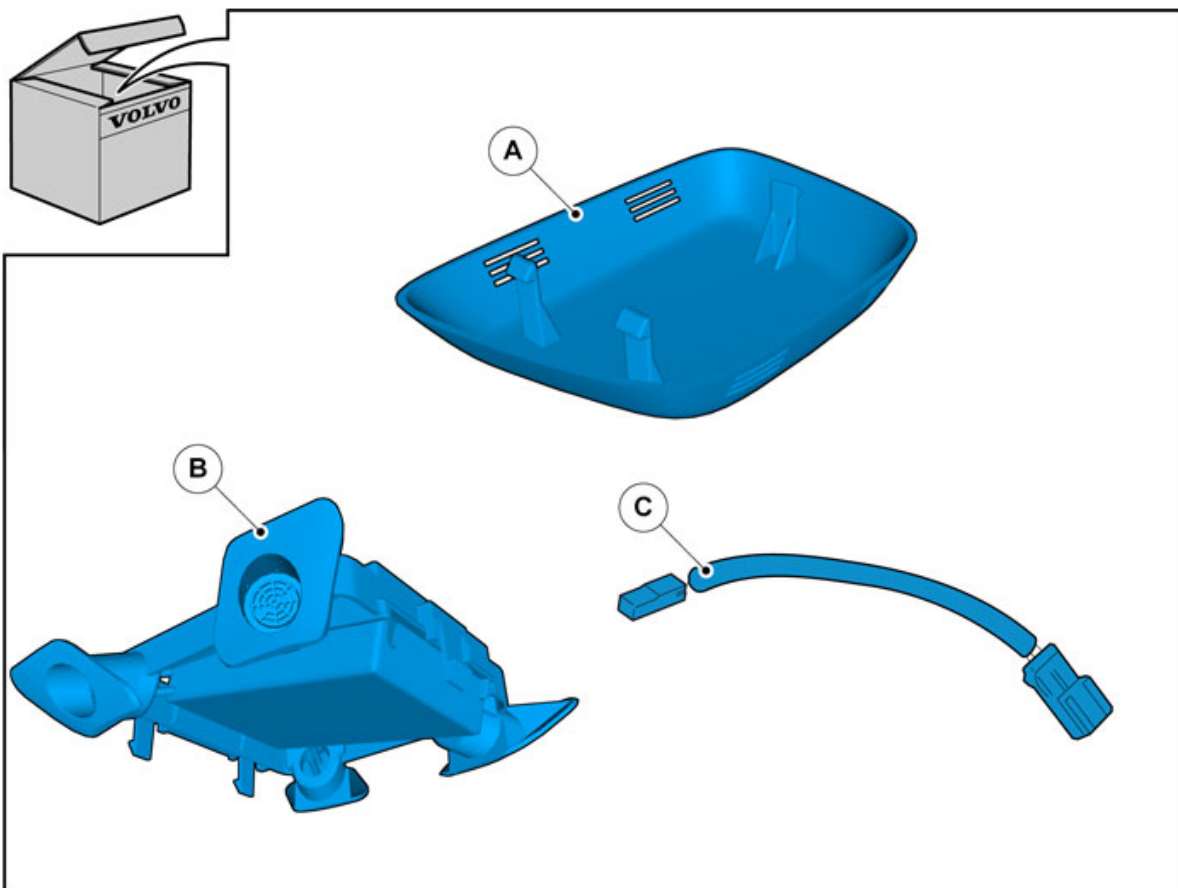
IMG-242205



IMG-345497



IMG-239667



IMG-358706

Installation instructions, accessories

Volvo Car Corporation Gothenburg, Sweden

Information

1

Read through all of the instructions before starting installation.

Notifications and warning texts are for your safety and to minimise the risk of something breaking during installation.

Ensure that all tools stated in the instructions are available before starting installation.


Certain steps in the instructions are only presented in the form of images. Explanatory text is also given for more complicated steps.

In the event of any problems with the instructions or the accessory, contact your local Volvo dealer.

Conditions

2

Set the ignition key to position 0.



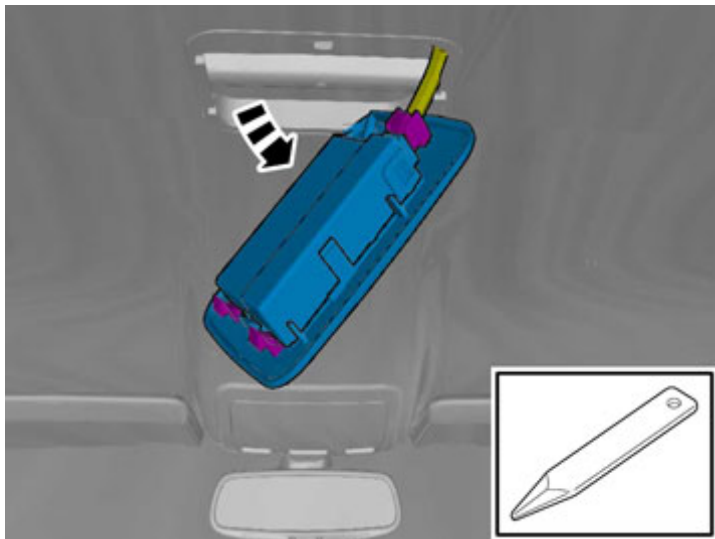
IMG-332193

Removal

Installation instructions, accessories

Volvo Car Corporation Gothenburg, Sweden

3

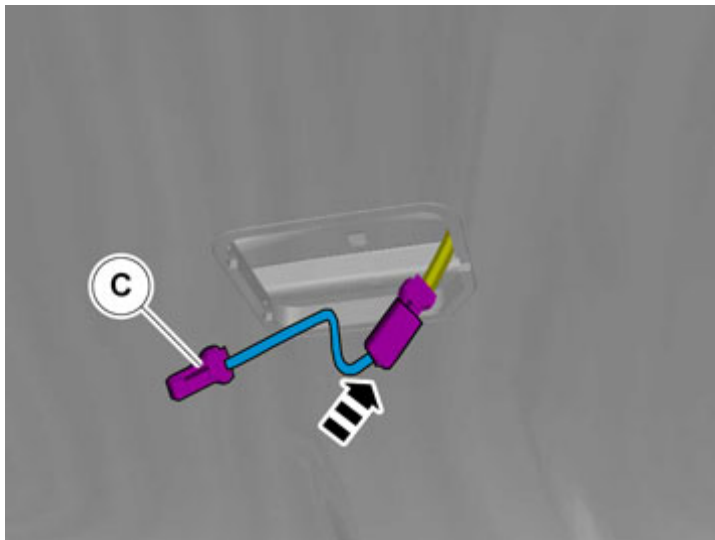


IMG-358711

The part is not to be reused.

Accessory installation

4




IMG-358715

Connect the cable harness.

Installation instructions, accessories

Volvo Car Corporation Gothenburg, Sweden

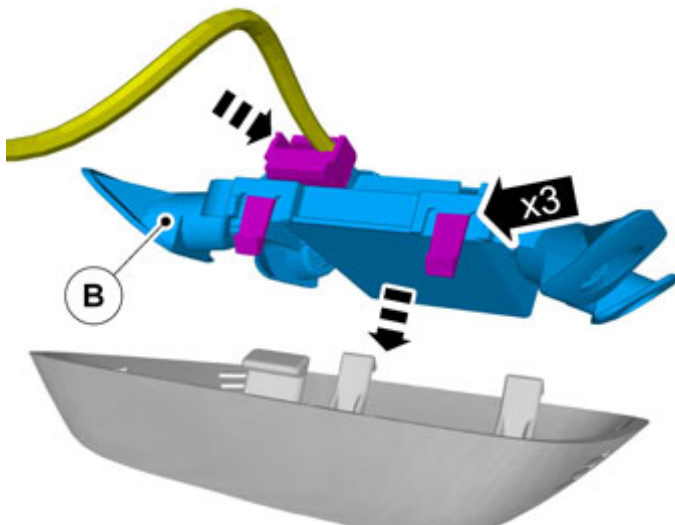
5



IMG-358712

Tear off the excess foam tape.

6




IMG-358713

Connect the connector.

Installation instructions, accessories

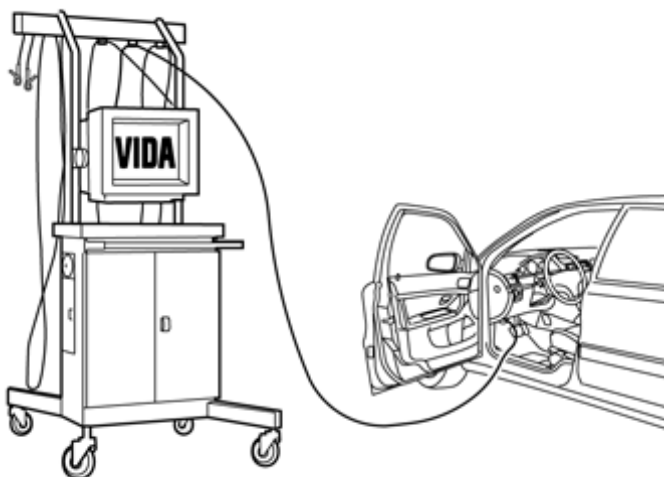
Volvo Car Corporation Gothenburg, Sweden

7



IMG-358714

8



IMG-242268

Download software (application) for the accessory's function according to the service information in VIDA. See VIDA or the accessories catalogue for software part number.