

# Installation instructions, accessories


Volvo Car Corporation Gothenburg, Sweden

**Instruction No**  
8685558

**Version**  
1.4

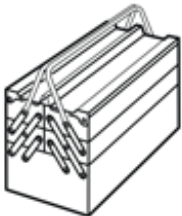
**Part. No.**  
31373331, 8685555

## Mudflaps front



R8600952

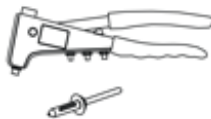
### Equipment



A0000162



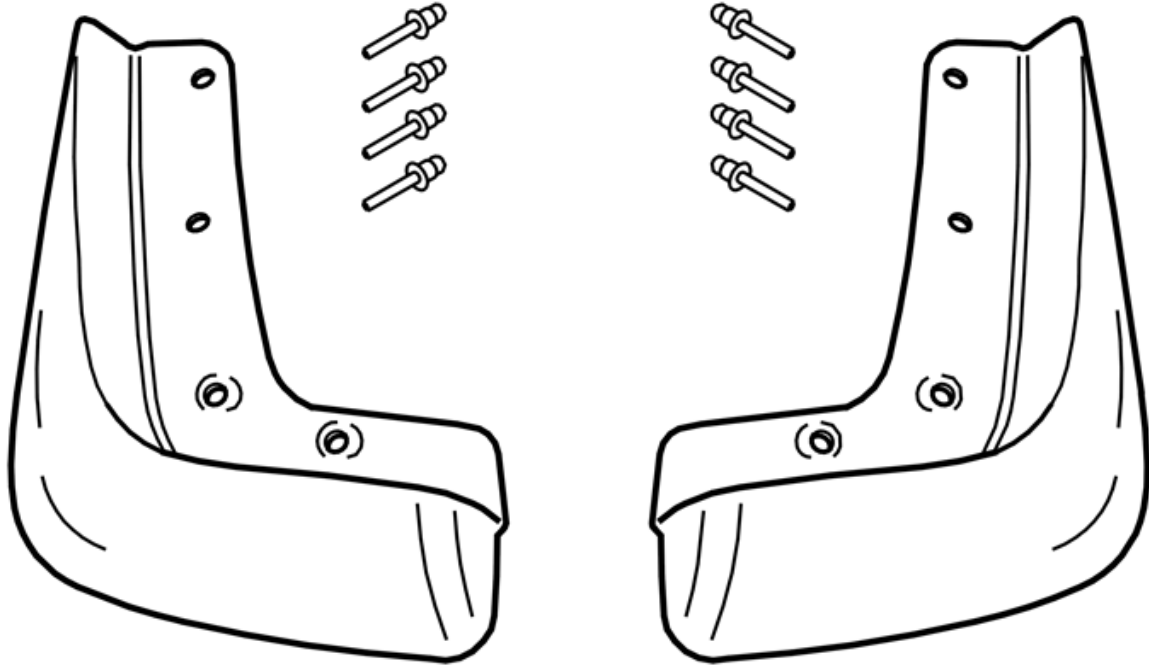
A0000163



A0000172

# Installation instructions, accessories

Volvo Car Corporation Gothenburg, Sweden



R8600951

# Installation instructions, accessories

Volvo Car Corporation Gothenburg, Sweden

## INTRODUCTION

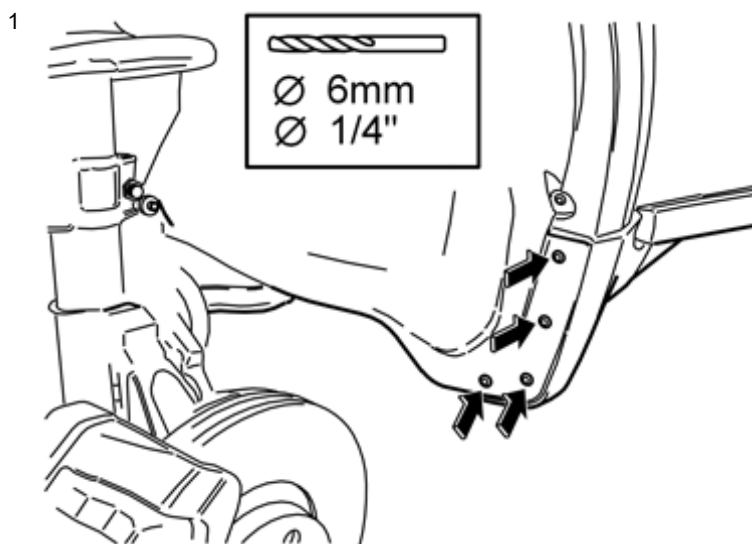
Read through all of the instructions before starting installation.

Notifications and warning texts are for your safety and to minimise the risk of something breaking during installation.

Ensure that all tools stated in the instructions are available before starting installation.

Certain steps in the instructions are only presented in the form of images. Explanatory text is also given for more complicated steps.

In the event of any problems with the instructions or the accessory, contact your local Volvo dealer.



R8600949

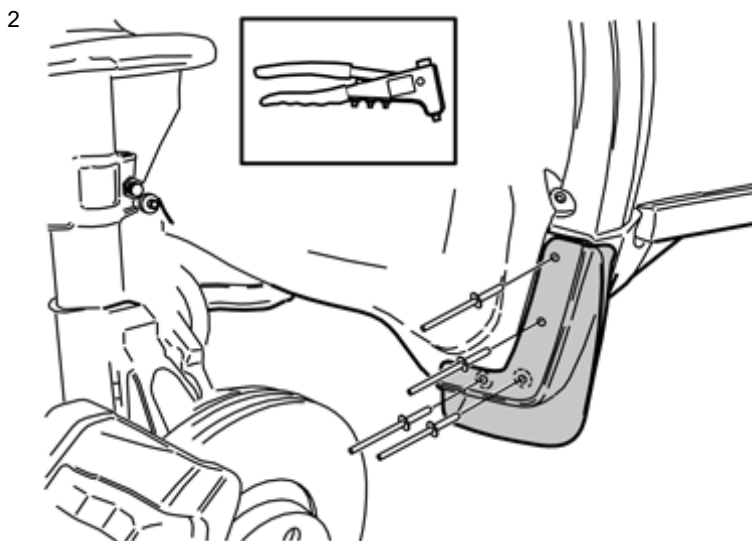
Remove the front wheels.

Carefully drill out the four pop rivets that hold the wing liner at the rear edge of the front wing. Use a  $\varnothing$ 6 mm (1/4") drill bit.

Remove any rivet remains.

### Note!

Do not damage any of the plastic components.



R8600950

Install the mudflap and rivet it to the wing liner and rear edge of the front wing.

Reinstall the front wheels and tighten to 140 Nm (103 lbf.ft.).