



Installation instructions, accessories

Volvo Car Corporation Gothenburg, Sweden

Instruction No	Version	Part. No.
30764007	1.1	8624353

T-groove kit, wheel holder



Installation instructions, accessories

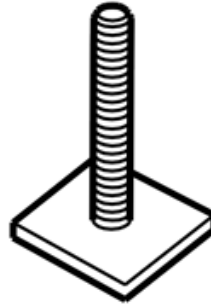
Volvo Car Corporation Gothenburg, Sweden



C x2



B x2



A x2

IMG-232163



Installation instructions, accessories

Volvo Car Corporation Gothenburg, Sweden

Any comments on this publication? Please contact your nearest retailer. Thank You!

Publ.no:	Issue:	Kit no:
Comments:.....		
.....		
.....		
.....		

From:	
Address:	
Telephone:	
Telefax:	

IMG-213320



Installation instructions, accessories

Volvo Car Corporation Gothenburg, Sweden

INTRODUCTION

Read through all of the instructions before starting installation.

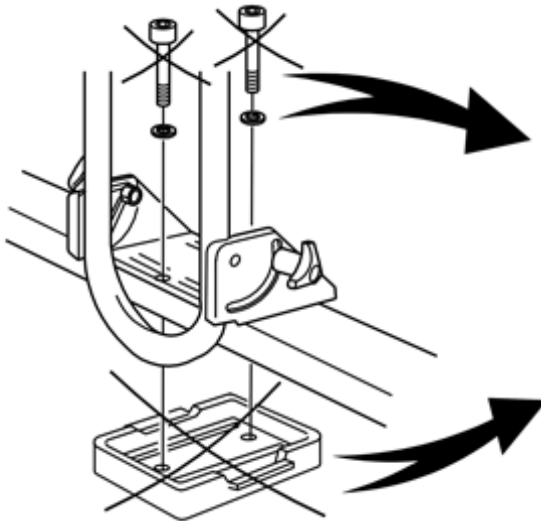
Notifications and warning texts are for your safety and to minimise the risk of something breaking during installation.

Ensure that all tools stated in the instructions are available before starting installation.

Certain steps in the instructions are only presented in the form of images. Explanatory text is also given for more complicated steps.

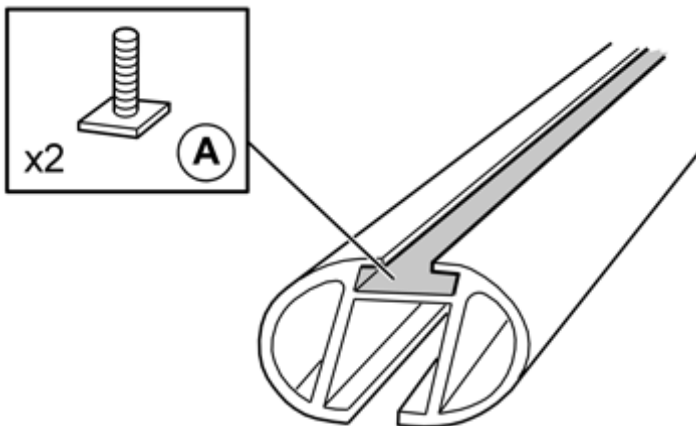
In the event of any problems with the instructions or the accessory, contact your local Volvo dealer.

1



A8901822

2



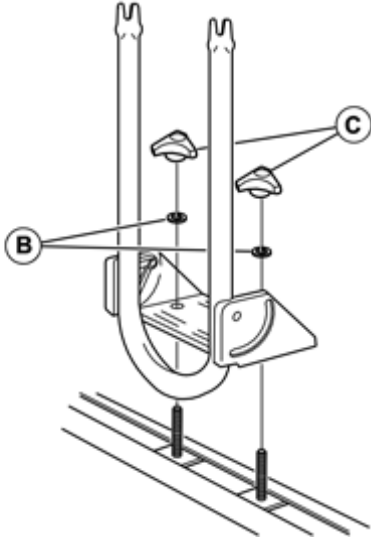
IMG-232085



Installation instructions, accessories


Volvo Car Corporation Gothenburg, Sweden

3



IMG-232164

4



IMG-232165