



# Installation instructions, accessories


Volvo Car Corporation Gothenburg, Sweden

**Instruction No**  
31316571

**Version**  
1.1

**Part. No.**  
31290532, 31290536

## Grille, front



IMG-338492



# Installation instructions, accessories

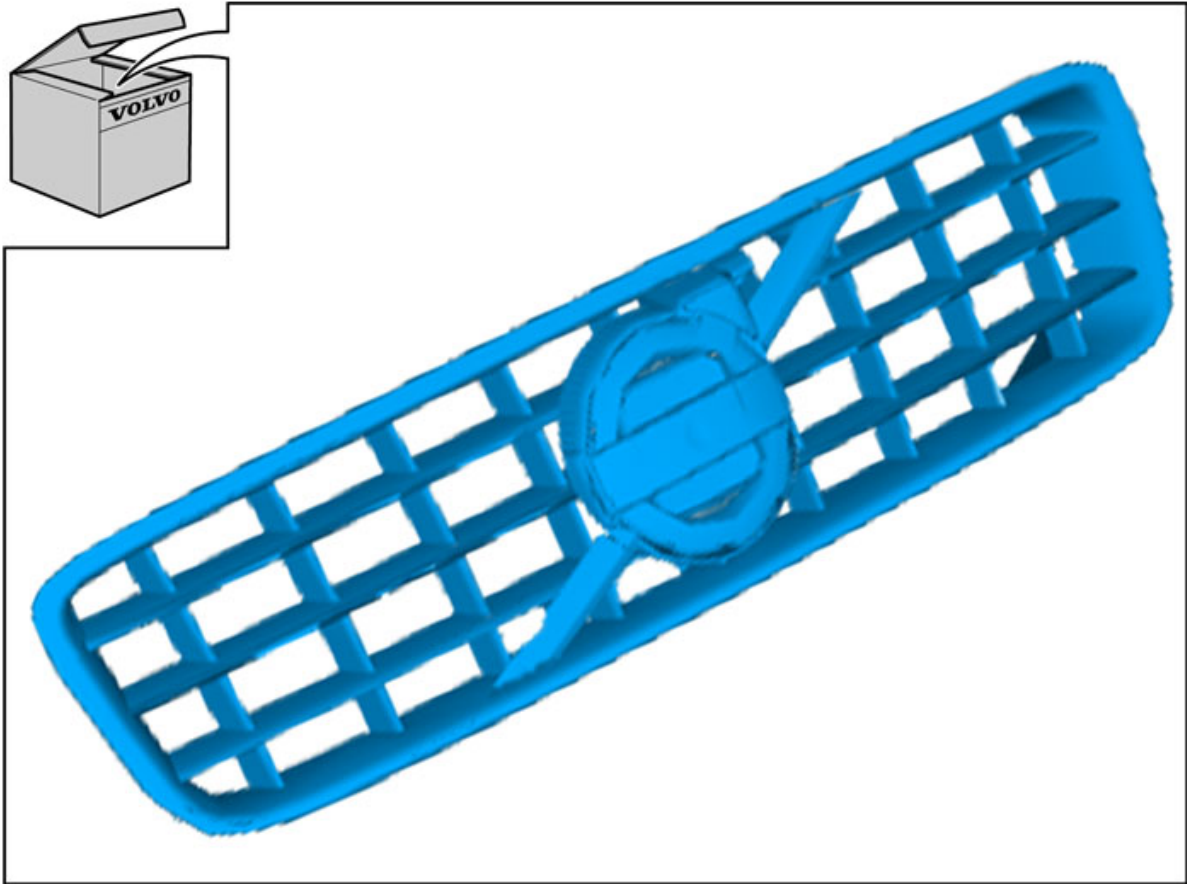
Volvo Car Corporation Gothenburg, Sweden

## Equipment



**VOLVO**  
**9997390**

IMG-338501



IMG-337576



# Installation instructions, accessories

Volvo Car Corporation Gothenburg, Sweden

## INTRODUCTION

Read through all of the instructions before starting installation.


Notifications and warning texts are for your safety and to minimise the risk of something breaking during installation.

Ensure that all tools stated in the instructions are available before starting installation.

Certain steps in the instructions are only presented in the form of images. Explanatory text is also given for more complicated steps.

In the event of any problems with the instructions or the accessory, contact your local Volvo dealer.

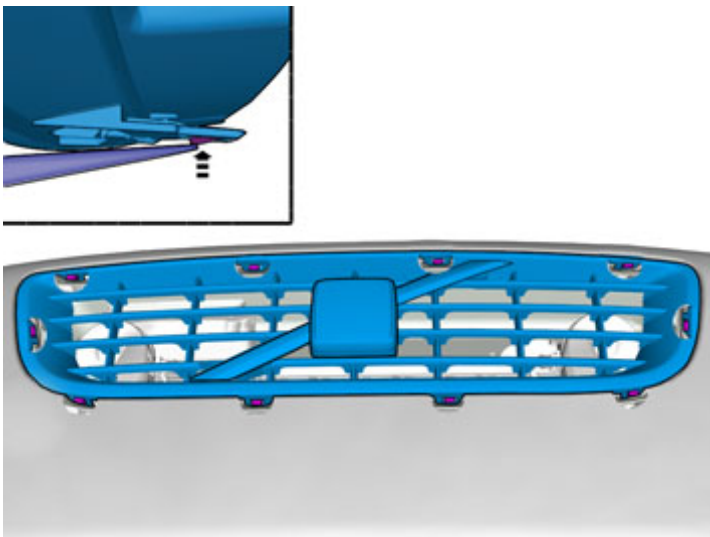
1



IMG-338466

Take care not to damage painted surfaces. Use 999-7390

2



IMG-338472



# Installation instructions, accessories

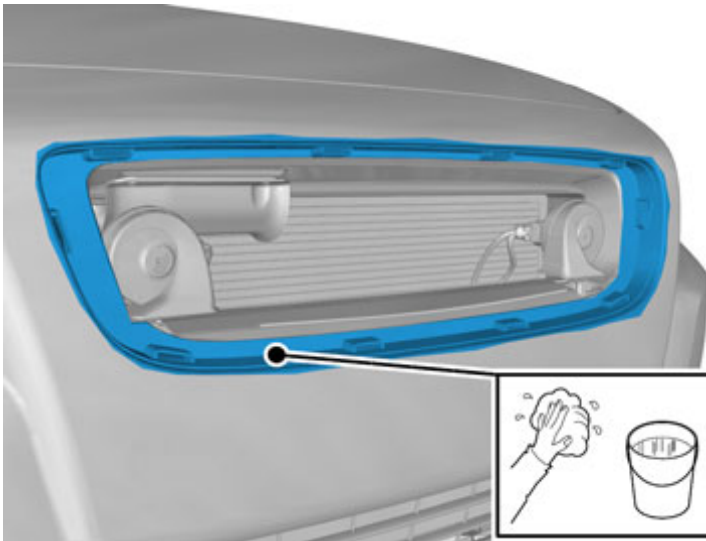
Volvo Car Corporation Gothenburg, Sweden

3



IMG-338476

4



IMG-338481



# Installation instructions, accessories

Volvo Car Corporation Gothenburg, Sweden

5



Make sure that all hooks engage.

IMG-338486