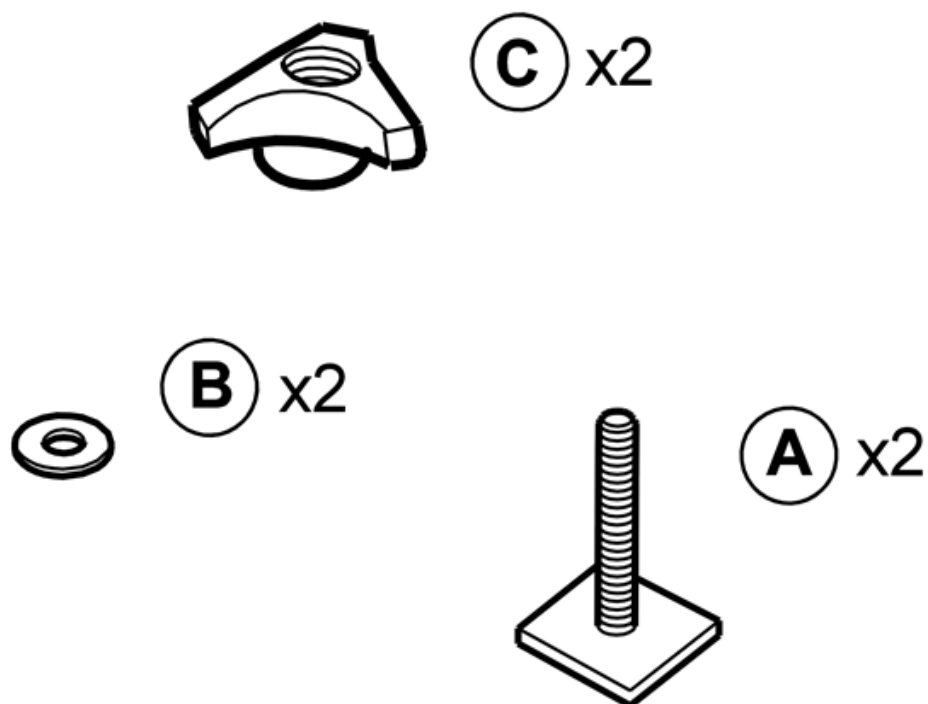


# Installation instructions, accessories

Volvo Car Corporation Gothenburg, Sweden

|                       |                |                  |
|-----------------------|----------------|------------------|
| <b>Instruction No</b> | <b>Version</b> | <b>Part. No.</b> |
| 30764007              | 1.1            | 8624353          |

## T-groove kit, wheel holder



IMG-232163

# Installation instructions, accessories

Volvo Car Corporation Gothenburg, Sweden

Any comments on this publication? Please contact your nearest retailer. Thank You!

|                |        |         |
|----------------|--------|---------|
| Publ.no:       | Issue: | Kit no: |
| Comments:..... |        |         |
| .....          |        |         |
| .....          |        |         |
| .....          |        |         |

|            |  |
|------------|--|
| From:      |  |
| Address:   |  |
| Telephone: |  |
| Telefax:   |  |

IMG-213320

# Installation instructions, accessories

Volvo Car Corporation Gothenburg, Sweden

## INTRODUCTION

Read through all of the instructions before starting installation.

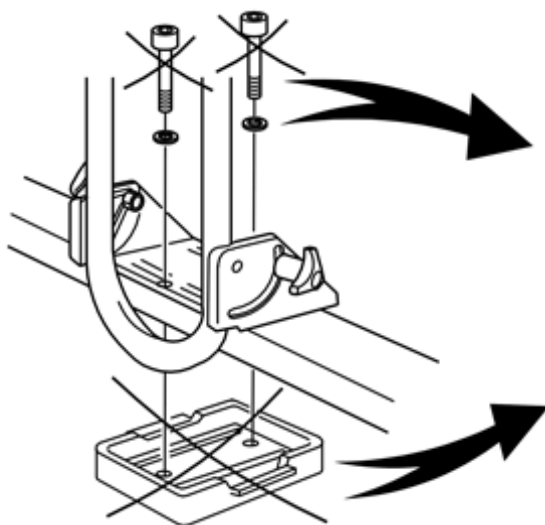
Notifications and warning texts are for your safety and to minimise the risk of something breaking during installation.

Ensure that all tools stated in the instructions are available before starting installation.

Certain steps in the instructions are only presented in the form of images. Explanatory text is also given for more complicated steps.

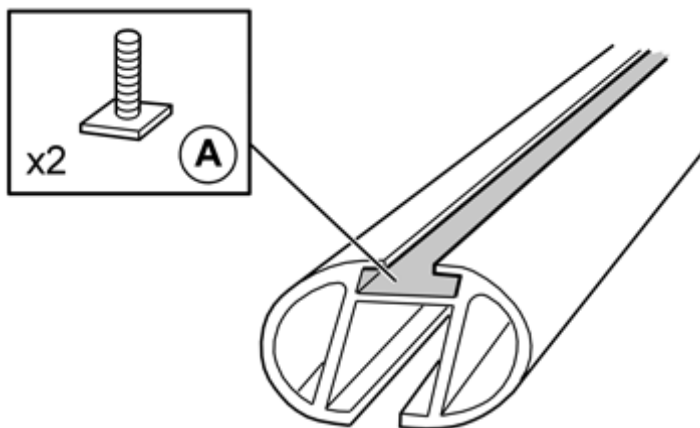
In the event of any problems with the instructions or the accessory, contact your local Volvo dealer.

1



A8901822

2

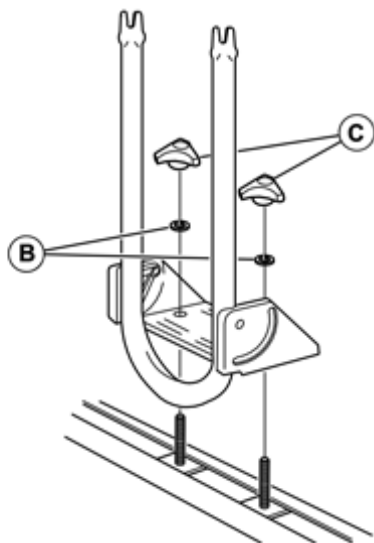


IMG-232085

# Installation instructions, accessories


Volvo Car Corporation Gothenburg, Sweden

3



IMG-232164

4



IMG-232165