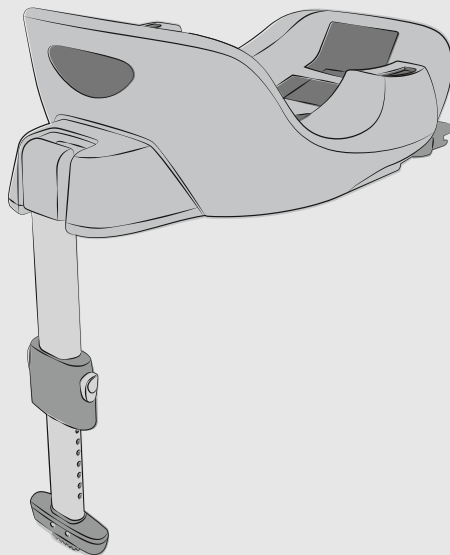




GB List of approved cars
CN 已认证车辆列表



INFANT SEAT BASE/
婴儿安全座椅底座

EN - The specifications, constructional data and illustrations contained in this publication are not binding. We reserve us the right to make alterations without prior notification.

ZH - 本出版物内的规格、构造数据与插图不受限制。我们保留进行更改而无须事先通知之权力。

EN - Volvo infant seat base	4
ZH - 沃尔沃婴儿安全座椅底座	5

LIST OF APPROVED CARS VOLVO INFANT SEAT BASE


en-GB

Volvo infant seat base has been tested and certified in conjunction with the Volvo infant seat in accordance with GB 27887-2011.

”Semi-universal” with ISOFIX and support leg

WARNING

DO NOT use on passenger seats with front airbag!

 = Airbag off! Please observe the instructions on the use of child safety seats provided in your owner’s manual.

Use in seating positions with ISOFIX

The Volvo infant seat in conjunction with the Volvo infant seat base is suitable for all vehicle seats certified as ISOFIX seats (as explained in the vehicle owner’s manual), depending on the weight class of the child seat and the ISOFIX size class.

The weight class and the ISOFIX size class provided for this child restraint system is “D”.

The following list of approved cars must be observed for this combination.

This list is constantly updated. The latest version can be obtained from the website <http://volvocars.com/support>.


WARNING

Never support the support leg of the adapter against a storage compartment in the vehicle floor.



▼ = OK with storage compartment!
You must only use the adapter on the seats with storage compartment which have been checked and approved by us.

1. Please refer to the vehicle manufacturer for information on how to access the ISOFIX anchoring points at the vehicle seat.
2. The ISOFIX anchoring points deep in the seat cushion make installation more difficult. Please make sure that you properly engage both ISOFIX locking arms.
3. The middle row of seats must be as far forward as possible.
4. The vehicle seat must be as far back as possible. The support leg must not touch the storage compartment.
5. Only approved with additional filler in the storage compartment.

 NOTE
Before you purchase the product, check that the vehicle is equipped with the appropriate anchorages.

已认证车辆列表


沃尔沃婴儿安全座椅底座

沃尔沃婴儿安全座椅底座与沃尔沃婴儿安全座椅配套使用已通过测试和认证，符合 GB 27887-2011 标准。

“半通用类”，配有 ISOFIX 和支撑架

警告

不要在配备前部安全气囊的乘客座椅上使用！

 = 安全气囊关闭！请遵守相应《车主手册》提供的儿童安全座椅使用说明。

在配有 ISOFIX 的乘坐位置使用

沃尔沃婴儿安全座椅与沃尔沃婴儿安全座椅底座配套使用，适用于所有通过 ISOFOX 座椅认证的车辆座椅（详见车主手册中的说明），具体取决于儿童安全座椅的体重级别和 ISOFIX 尺寸类别。

针对该儿童约束系统规定的重量级别和 ISOFIX 规格级别为“D”。

采用该组合时必须遵守以下核准车型列表。

本列表持续更新。最新版本可从网站 <http://volvocars.com/support> 获取。

警告

切勿将适配器支撑架支撑在位于车辆底板的储物箱上。



▼ = 配备储物箱时安全！您必须仅采用特定座椅上的适配器，此类座椅配备储物箱并经由我们检查及核准。

1. 请参阅车辆制造商提供的信息：如何接近车辆座椅 ISOFIX 固定点。
2. ISOFIX 固定点如果深陷于座垫中，安装难度会大大增加。请确保正确接合两个 ISOFIX 锁臂。
3. 中排座椅必须尽可能靠前。
4. 车辆座椅必须尽可能靠后。支撑架绝对不能接触储物箱。
5. 仅允许在储物箱中另外填充填料。

注意

购买产品前，请检查车辆是否配备适当的固定装置。

en-GB

en-GB

zh-CN



Airbag off!



OK with storage compartment!



Approved seats

zh-CN



安全气囊关闭!



配备储物箱时安全!

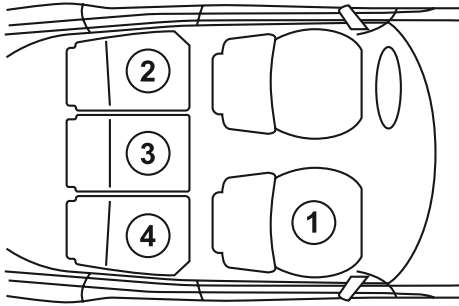


通过认证的座椅

LIST OF APPROVED CARS/已认证车辆列表
VOLVO INFANT SEAT BASE/便于安装的后向式儿童安全座椅

en-GB

zh-CN



V40	2013-2019	② ④
S40	2004-2012	② ④
S40 (facelift 2007) S40 (2007 小改款)	2004-2012	② ④
S80L	2008-2015	② ④
V60	2011-2018	② ④
V60 (facelift 2013) V60 (2013 小改款)	2011-2018	② ④
S60	2011-2018	② ④
S60L	2013-2019	② ④
XC60	2009-2017	② ④
XC60 (facelift 2013) XC60 (2013 小改款)	2009-2017	② ④
XC90	2003-2015	② ④

XC90 (facelift 2006) XC90 (2006 小改款)	2003-2015	② ④
XC90 (facelift 2012) XC90 (2012 小改款)	2003-2015	② ④
XC90	2016-	② ④
S90	2017-	② ④
S90L	2017-	② ④
XC60	2018-	② ④
XC40	2018-	② ④
V60	2019-	② ④
S60	2019-	② ④
V60CC	2019-	② ④
XC40 Recharge	2021-	② ④

Car models from production year 2011 have ISOFIX anchorages in rear seat as standard. If your car is not equipped with ISOFIX anchorages, contact your local Volvo dealer.
自 2011 年起生产的车型后座标配 ISOFIX 固定装置。如果您的车辆未配备 ISOFIX 固定装置，请联系您的当地沃尔沃经销商。

V O L V O