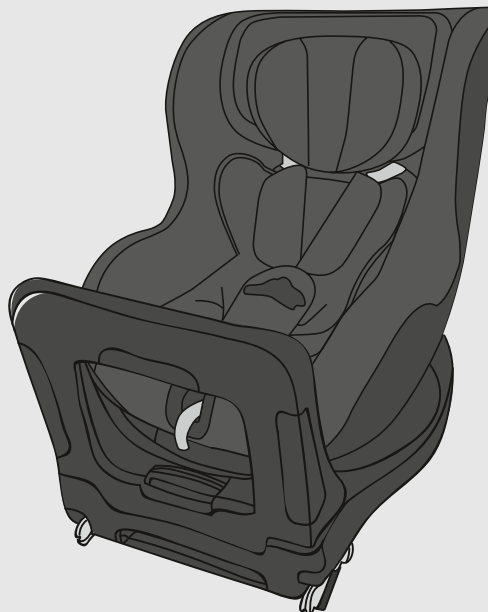




GB List of approved cars
CN 已认证车辆列表



EASY ACCESS REARWARD
FACING CHILD SEAT/
便于安装的后向式儿童安全座椅

EN - The specifications, constructional data and illustrations contained in this publication are not binding. We reserve us the right to make alterations without prior notification.

ZH - 本出版物中的规格、设计数据与插图不具约束力。我们保留进行更改而无须事先通知之权力。

EN - Easy access rearward facing child seat	4
ZH - 便于安装的后向式儿童安全座椅	5

LIST OF APPROVED CARS
EASY ACCESS REARWARD FACING CHILD SEAT


en-GB

The Easy access rearward facing child seat is certified in accordance with GB 27887-2011.

"Semi-universal" with ISOFIX and support leg

 **WARNING**

DO NOT use on passenger seats with front airbag!

 = Airbag off! Please observe the instructions on the use of child safety seats provided in your owner's manual.

Use in seating positions with ISOFIX

The Easy access rearward facing child seat is suitable for all vehicle seats certified as ISOFIX seats (as explained in the vehicle owner's manual), depending on the weight class of the child safety seat and the ISOFIX size class. The size classes and the ISOFIX size classes for which this children's restraining device is intended is D for the Easy access rearward facing child seat.

The following list of approved cars must be observed for this combination.

This list is constantly updated. The latest version can be obtained from the website <http://volvocars.com/support>.

 **WARNING**

Never support the support leg of the adapter against a storage compartment in the vehicle floor.



▼ = OK with storage compartment!
You must only use the adapter on the seats with storage compartment which have been checked and approved by us.

1. Please refer to the vehicle manufacturer for information on how to access the ISOFIX anchoring points at the vehicle seat.
2. The ISOFIX anchoring points deep in the seat cushion make installation more difficult. Please make sure that you properly engage both ISOFIX locking arms.
3. The middle row of seats must be as far forward as possible.
4. The vehicle seat must be as far back as possible. The support leg must not touch the storage compartment.
5. Only approved with additional filler in the storage compartment.

已认证车辆列表


便于安装的后向式儿童安全座椅

便于安装的后向式儿童安全座椅通过
GB 27887-2011 标准认证。

“半通用类”，配有 ISOFIX 和支撑架

警告

不要在配备前部安全气囊的乘客座椅上使用！

 = 安全气囊关闭！请遵守相应《车主手册》提供的儿童安全座椅使用说明。

在配有 ISOFIX 的乘坐位置使用

便于安装的后向式儿童安全座椅适合用于所有通过 ISOFIX 座椅认证的车辆座椅（详见车主手册中的说明），具体取决于儿童安全座椅的体重级别和 ISOFIX 尺寸类别。对于便于安装的后向式儿童安全座椅，这款儿童约束设备适合的体重级别与 ISOFIX 尺寸类别为 D。

采用该组合时必须遵守以下核准车型列表。

本列表持续更新。最新版本可从网站
<http://volvocars.com/support> 获取。

警告

切勿将适配器支撑架支撑在位于车辆底板的储物箱上。



▼ = 配备储物箱时安全！您必须仅采用特定座椅上的适配器，此类座椅配备储物箱并经由我们检查及核准。

1. 请参阅车辆制造商提供的信息：如何接近车辆座椅 ISOFIX 固定点。
2. ISOFIX 固定点如果深陷于座垫中，安装难度会大大增加。请确保正确接合两个 ISOFIX 锁臂。
3. 中排座椅必须尽可能靠前。
4. 车辆座椅必须尽可能靠后。支撑架绝对不能接触储物箱。
5. 仅允许在储物箱中另外填充填料。

en-GB

en-GB

zh-CN



Airbag off!



OK with storage compartment!



Approved seats

zh-CN



安全气囊关闭!



配备储物箱时安全!

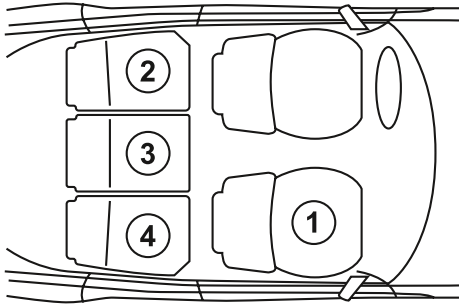


通过认证的座椅

LIST OF APPROVED CARS/已认证车辆列表
EASY ACCESS REARWARD FACING CHILD SEAT/便于安装的后向式儿童安全座椅

en-GB

zh-CN



V40	2013-2019	② ④
S40	2004-2012	② ④
S40 (facelift 2007) S40 (2007 小改款)	2004-2012	② ④
S80L	2008-2015	② ④
V60	2011-2018	② ④
V60 (facelift 2013) V60 (2013 小改款)	2011-2018	② ④
S60	2011-2018	② ④
S60L	2013-2019	② ④
XC60	2009-2017	② ④
XC60 (facelift 2013) XC60 (2013 小改款)	2009-2017	② ④
XC90	2003-2015	② ④

XC90 (facelift 2006) XC90 (2006小改款)	2003-2015	② ④
XC90 (facelift 2012) XC90 (2012小改款)	2003-2015	② ④
XC90	2016-	② ④
S90	2017-	② ④
S90L	2017-	② ④
XC60	2018-	② ④
XC40	2018-	② ④
V60	2019-	② ④
S60	2019-	② ④
V60CC	2019-	② ④
XC40 Recharge	2021-	② ④

Car models from production year 2011 have ISOFIX anchorages in rear seat as standard. If your car is not equipped with ISOFIX anchorages, contact your local Volvo dealer.
自 2011 年起生产的车型后座标配 ISOFIX 固定装置。如果您的车辆未配备 ISOFIX 固定装置，请联系您的当地沃尔沃经销商。

V O L V O